



www.philconsortium.com

ABOUT US

The Philippine Consortium is a premiere multi-disciplinary technology company that provides consultancy services, training, and research software needs of academic institution, government agencies, non-governmental orgs., international non-governmental organizations, international orgs, and business orgs. We are the sole distributor of the following academic and business software NVivo 12, Nvivo 14, Piktochart, Sonia, Citavi, Lumivero software and Wolfram Mathematica and many more).


LIST OF ACADEMIC SOFTWARE

- NVIVO
- @RISK
- CITAVI
- DECISIONTOOLS
- ORIGINLAB
- PIKTOCHART
- SONIA
- WOLFRAM
- NORDPASS
- XLSTAT
- EViews



Dr. Nick
NICAMIL K. SANCHEZ, PhD
RSW, MPM, P Dip. Ger (Malta)/Visiting Academic
(Oxford University)
CEO- Philippine Consortium Inc, (PCSWHDR)
Australian Leadership Awards Scholar/Australian
Catholic University (PhD)

PHILIPPINE CONSORTIUM INC.



PCSWHDR

Philippine Consortium for Social Welfare
and Human Development Research



For software and training inquiries.

ceo@philconsortium.com

info@philconsortium.com

Mobile: +639173284458



No. 1 trusted partner of academic institutions, government agencies, NGOs and international non-governmental organizations and business orgs. in their big data analytics, training and research software needs”

EViews OVERVIEW



A combination of power and ease-of-use make EViews the ideal package for anyone working with time series, cross-section, or longitudinal data. With EViews, you can quickly and efficiently manage your data, perform econometric and statistical analysis, generate forecasts or model simulations, and produce high quality graphs and tables for publication or inclusion in other applications

WHAT'S NEW IN EViews 13

EViews® 13

Innovative Solutions

for econometric analysis, forecasting & simulation

Econometrics and Statistics

- NON-LINEAR ARDL ESTIMATION
- IMPROVED PMG ESTIMATION
- DIFFERENCE-IN-DIFFERENCE ESTIMATION
- IMPROVE VEC ESTIMATION
- BAYESIAN TIME-VARYING COEFFICIENT VECTOR AUTOREGRESSION
- COINTEGRATION TESTING ENHANCEMENTS
- ARDL DIAGNOSTICS
- POOL MEAN/GROUP/ PANEL ARDL DIAGNOSTICS
- ENHANCED IMPULSE RESPONSE DISPLAY

Non-Econometric

- PROGRAM LANGUAGE DEBUGGING
- PROGRAM DEPENDENCY TRACKING
- JUPTER NOTEBOOK SUPPORT
- PANE AND TAB ALTERNATIVE USER INTERFACE
- DAILY SEASONAL ADJUSTMENT
- IMPROVED EXCEL WRITING ENGINE
- WORLD HEALTH ORGANIZATION CONNECTIVITY
- HOLIDAY FUNCTION IMPROVEMENTS
- GRAPH AND TABLE IMPROVEMENTS

Personalized mentorship

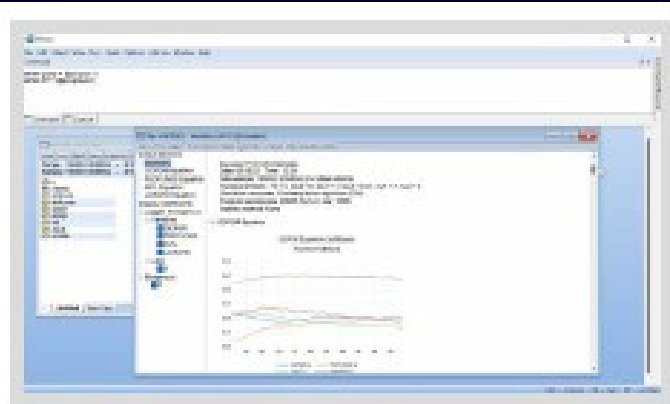
Find out for yourself why EViews is the world leader in windows-based econometric software and the choice of those who demand the very best.

- AN INTUITIVE EASY-TO-USE INTERFACE
- POWERFUL ANALYTIC TOOLS
- SOPHISTICATED DATA MANAGEMENT
- PRESENTATION QUALITY OUTPUT
- TRADITIONAL COMMAND LINE AND PROGRAMMING INTERFACE

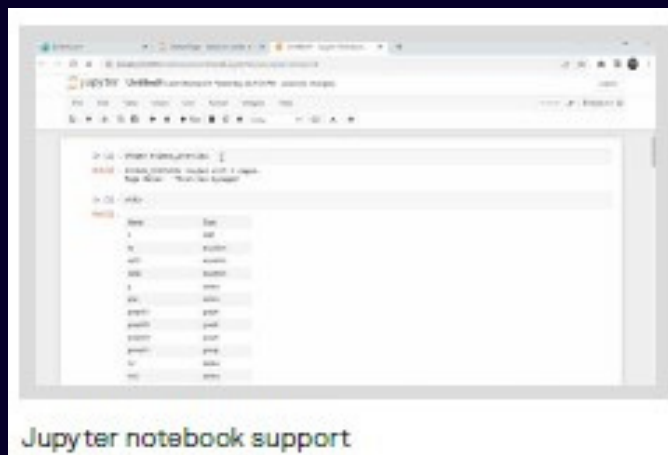
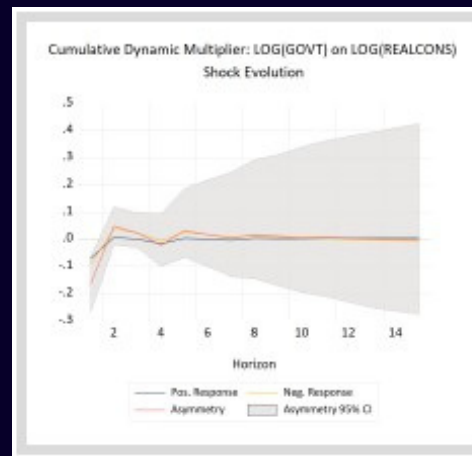
WHAT'S NEW IN EViews 13

EViews® 13

Innovative Solutions
for econometric analysis, forecasting & simulation



Bayesian time-varying coefficient
vector autoregression



Jupyter notebook support



Innovative graphical
object-oriented user
interface



Sophisticated
analysis engine

Modern software
technology with
easy to use
interface

